























## PLACEMENT DETAILS - 2019 BATCH








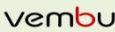

S.NO	NAME OF THE COMPANY	NO. OF STUDENTS PLACED	SALARY PACKAGE OFFERED
1		33	3.60 LPA
2		10	3 LPA – 4.5 LPA
3		07	3.30 LPA – 7 LPA
4		03	4 LPA
5		3	12 LPA
6		1	7.50 LPA
7		03	2.75 LPA – 3.50 LPA

8		06	3 LPA
9		07	3 LPA
10		02	10 LPA
11		01	3 LPA
12		07	2.25 LPA – 3 LPA
13		02	2.50 LPA
14		16	2.16 LPA

15		04	1.56 LPA
16		02	2.28 LPA
17		04	1.80 LPA
18		01	3 LPA
19		94	1.86 LPA – 2.50 LPA
20		01	3.38 LPA
21		03	4.20 LPA
22		03	1.80 LPA – 4 LPA

23		01	3.25 LPA
24		01	3.50 LPA
25		01	4.20 LPA
26		11	1.44 LPA - 2.40 LPA
27		40	1.82 LPA
28		2	5 LPA
29		1	1.80 LPA

30		7	1.20 LPA – 1.80 LPA
31		2	4.62 LPA
32		7	1.86 LPA
33	 <p>CALIBER INTERCONNECT</p>	9	1.80 LPA
34		12	1.80 LPA
35		1	1.80 LPA
36		66	1.33 LPA – 1.80 LPA
37		03	2.16 LPA

38		14	2 LPA
39		05	2.16 LPA
40		15	1.44 LPA
41		03	3 LPA – 3.50 LPA
42		03	1.80 LPA
43		08	1.44 LPA
44		01	3 LPA
45		01	3 LPA
46	<b>TPRS ENTERPRISES</b>	01	1.5 LPA
47		01	4 LPA
	<b>TOTAL OFFERS</b>	<b>440</b>	
	<b>PLACEMENT %</b>	<b>85%</b>	
	<b>CSE &amp; IT</b>	<b>100%</b>	